
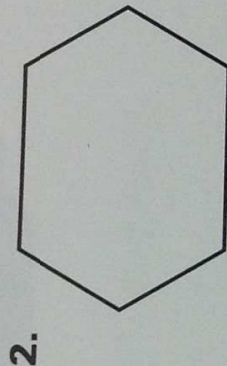
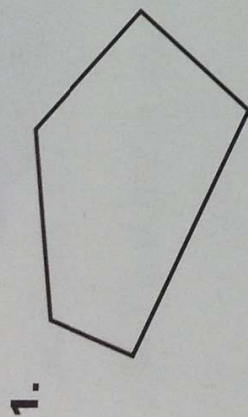
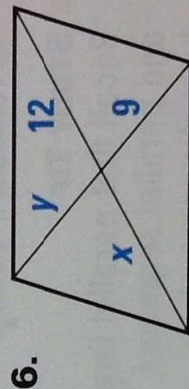
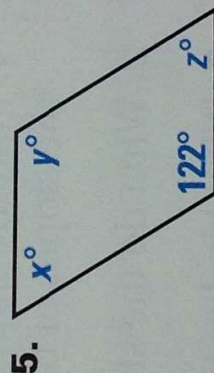
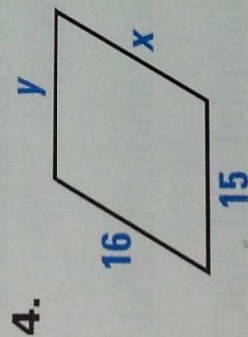


Decide whether the figure is a polygon. If so, tell what type. If not, explain why. (Lesson 6.1)



Find the values of the variables in the parallelogram. (Lesson 6.2)



Tell whether the quadrilateral is a parallelogram. Explain your reasoning. (Lesson 6.3)

